



A guide to our online portal and
quarterly valuation statements

Helping you see the bigger picture.

Contents

Part A Our online portal

At a glance: quick step-by-step instructions	3
Accessing our online portal	4
Logging on	5
The dashboard	6
My investments.....	7
Activity	8
Documents	9
Troubleshooting guide	10

Part B Quarterly valuations

Your valuation & account identifier key	13
Portfolio summary	14
Portfolio summary continued.....	15
Performance.....	16
Market commentary.....	16
Portfolio holdings.....	17
Stock transfers & corporate events	18
Statement of account.....	18
Contract note summary	19
Disclosures.....	19



If you are still having trouble accessing our online portal after following the steps in this guide, please contact your investment manager, or email us at support@whirelandwm.com.

At a glance: Quick step-by-step instructions

Before you begin, we recommend using the **Google Chrome** browser to access the WHIreland online portal.

Step 1: Please visit the following URL: **<https://whireland.ecx.seic.com>**

Step 2: Enter your User ID and Password.

Step 3: Tick box for **'Remember Me'** and then click **'Log in'**.

Step 4: Scroll down to the end of Terms and Conditions using the grey bar in the white box.

Step 5: Tick box to **'Accept Terms and Conditions'**.

Step 6: Request PIN by clicking the **'Send a new one-time PIN'** option.

Step 7: Leave login page open. **Do not close the login screen.** Check your email for the one-time PIN.



If you do not receive the PIN, please first check your 'junk email' folder. If you cannot locate it, you can request a new PIN by repeating step 6.

Step 8: Enter the one-time PIN manually in the box and click **'continue'**.

Step 9: Enter your telephone number with **no spaces** and answer all 5 security questions by clicking on each question and answering in the white boxes provided. Please use numbers or letters **only**, using **no special characters or symbols**. Click **'continue'**.

Step 10: Enter a new password, and choose **'confirm'**. You should now be logged in.

Part A - Online portal

Our client portal offers you 24/7 online access to your investment portfolio, wherever you are located.

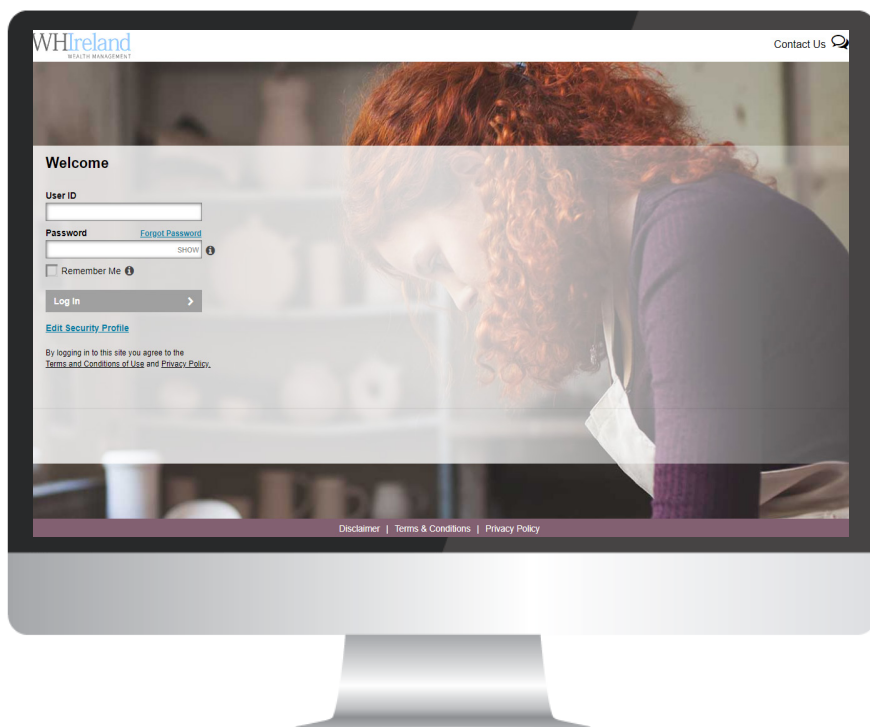
ACCESSING OUR ONLINE PORTAL

Access to our online portal can be gained in one of two ways; either by visiting the WHIreland website www.whirelandwm.com and selecting **CLIENT LOGIN** or by entering the direct URL in your browser <https://whireland.ecx.seic.com>



ACCESS VIA OUR WEBSITE
WWW.WHIRELANDWM.COM

Due to variations in clients internet settings, some users have encountered issues with opening the client portal. When opening the 'Private Clients of WHIreland' link, please open in a 'new window'. On a PC or laptop, this is done by right-clicking on the link. On most tablets, this is done by holding your finger down on the link and selecting the relevant option.



ACCESS VIA DIRECT URL
[HTTPS://WHIRELAND.ECX.SEIC.COM](https://WHIRELAND.ECX.SEIC.COM)

LOGGING ON



Important information

If the below steps do not work for you, or you find yourself locked out, please contact us by emailing support@whirelandwm.com so we can reset your account.

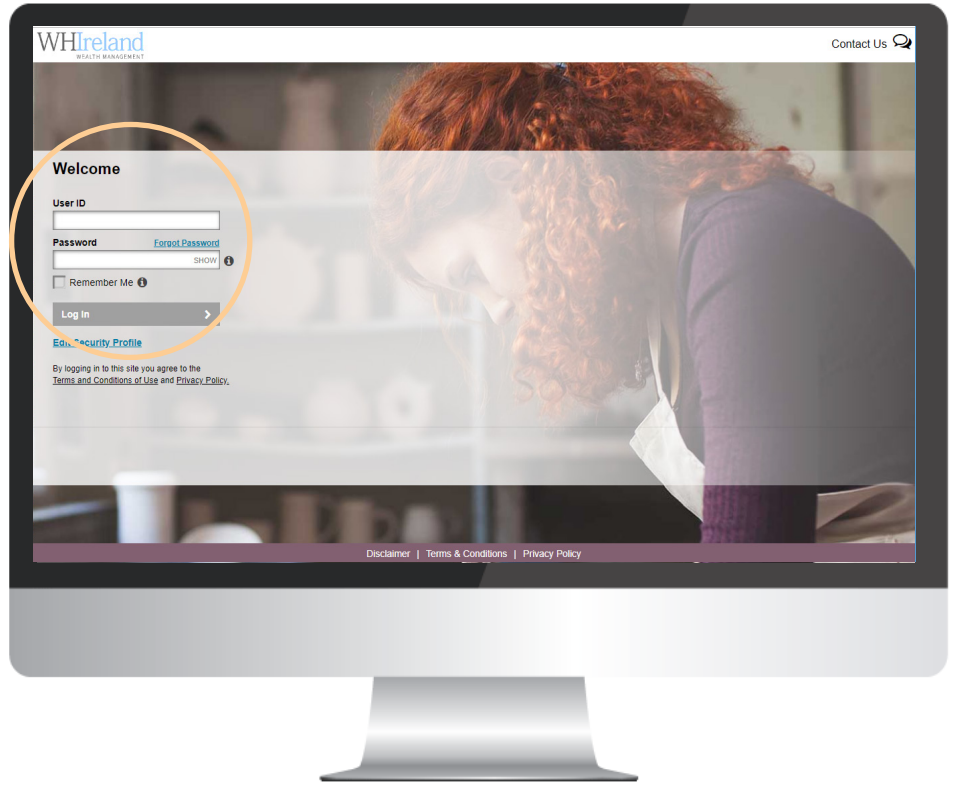
ENTER YOUR USER ID AND
PASSWORD AND TICK THE
REMEMBER ME
OPTION, THEN CHOOSE
LOG IN



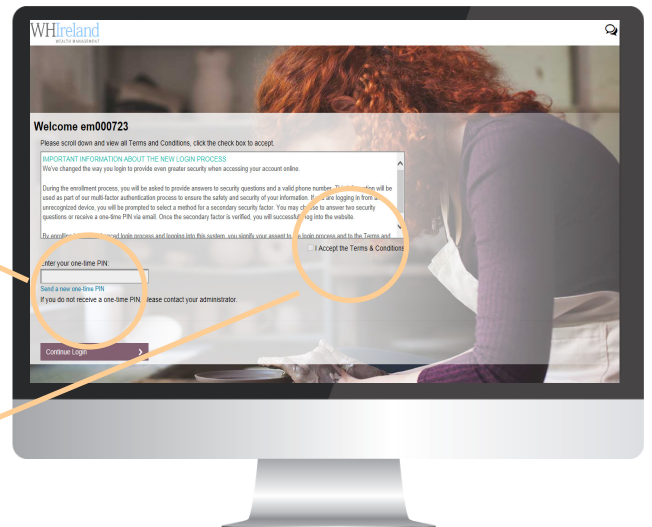
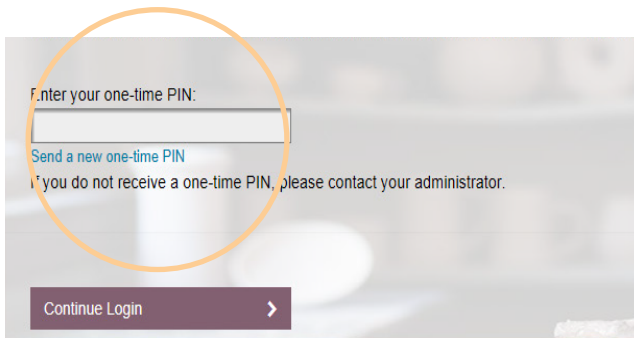
ONE-TIME PIN (FIRST TIME YOU LOG ON)

As part of the enrolment process and, to provide greater online security, the first time you log on you will be sent by email a one-time PIN, to the email address we have on file for you. This PIN should be entered as shown below.

Please do not use the 'forgot your password' link before carrying out these steps.



Further requests for a one-time PIN can cause issues when logging in for the first time. It is also important to note that your one-time PIN will only be valid for 20 minutes from the time it was requested.



DON'T FORGET...
Before you can proceed you will need to scroll down to the **end** of the Terms and Conditions of use and tick 'accept'.



Getting a 'session has timed out' error after completing the registration?

You do not have to repeat the registration process again. Simply return to the login screen and re-enter your User ID and the new Password you have just created.

OUR ONLINE PORTAL - THE DASHBOARD

The dashboard is the 'landing page' of our online portal and is the default page that you will see when you log in successfully. The page provides you with a summary of your portfolio and relevant account information.

Accounts Summary

The Accounts Summary panel shows key information aggregated across all your accounts. ISA Allowance displays your available ISA Allowance as well as contributed & withdrawn amounts for the current tax year.

My Top Holdings

This dashboard panel displays your top five holdings by aggregate value across all your accounts. Where you are invested in fewer than five assets the panel will display all assets that you hold.



My Accounts

This panel provides you with a one line summary for each account you have with us and displays; Unrealised Gain/Loss (monetary value), Unrealised Gain/Loss (%), Current Market Value and Total Available Cash

How my money is invested

This panel contains a graph depicting the asset allocation of your investments across all your accounts. Further detail can be seen by zooming-in or selecting a specific data point on the graph.

Note: This is an illustrated portfolio to demonstrate the functionality of the online portal.

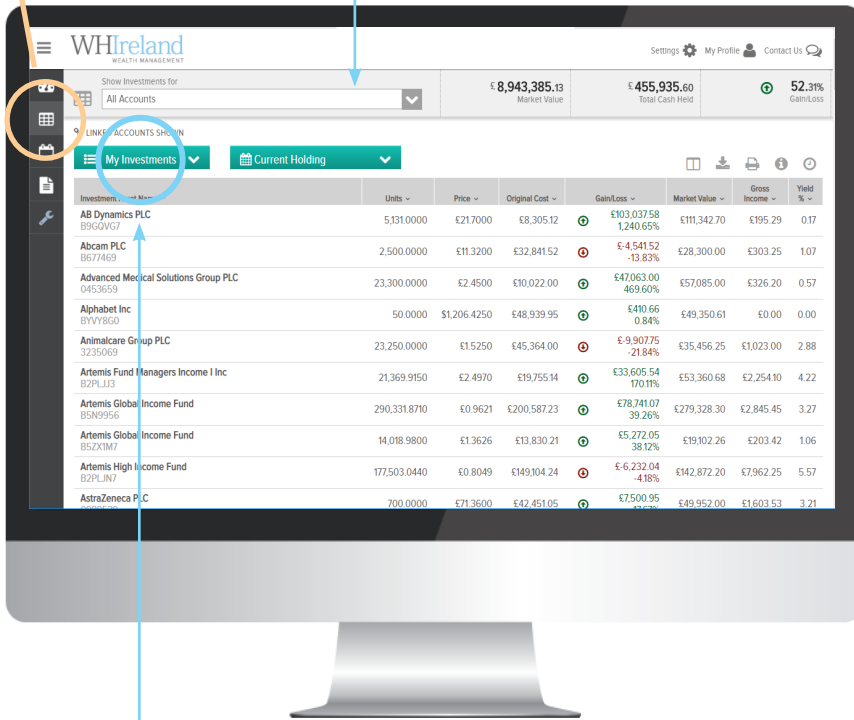
MY INVESTMENTS

My Investments displays your holdings across 'All Accounts' or for a specific Account. This screen comprises two views: the default is a tabular view of holdings across all accounts held, the other is accessed via the dropdown and selecting "Charting", shows graphical representations of the portfolio composition, and how the value has changed over time.



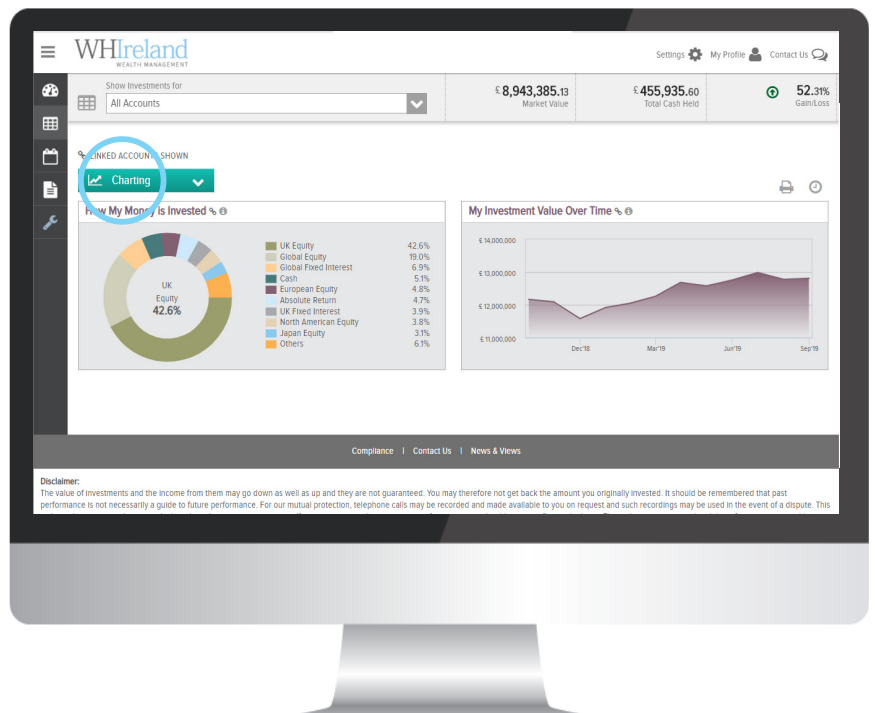
Show Investments for

If you have multiple accounts with us, use the dropdown menu to switch between the different accounts.



My Investments

Use the dropdown menu to switch between list view and charts view.



Note: This is an illustrated portfolio to demonstrate the functionality of the online portal.

ACTIVITY

The Activity section of the site enables you to view transactional activities that are in progress, have completed, or will shortly take place within your account(s). The following types of activities are displayed for a six month period:

- **Completed activities** - transactions that have successfully completed, such as trades, corporate actions, transfers etc. and the key parameters of these transactions.
- **Scheduled activities** - future dated or regular transactions that have not completed yet, for example regular Direct Debit collections and monthly platform fees.



Show Activities for

If you have multiple accounts with us, use the dropdown menu to switch between the different accounts.

WH Ireland
WEALTH MANAGEMENT

Settings My Profile Contact Us

Show Activities for
All Accounts

£8,943,385.13 Market Value
£455,935.60 Total Cash Held
52.31% Gain/Loss

LINKED ACCOUNTS SHOWN

View Scheduled

Date	Activity Type	Account	Amount
16-Jul-2019	Periodic Fee Collection	Account Name	- £2.80
16-Jul-2019	Periodic Fee Collection	Account Name	- £7.58
15-Jul-2019	Periodic Fee Collection	Account Name	- £27.31
15-Jul-2019	Periodic Fee Collection	Account Name	- £94.96
09-Jul-2019	Cash Transfer In	Cash Transfer From 0123456	£271.62
09-Jul-2019	Cash Transfer In	Cash Transfer From 0123456	£110.39

Compliance | Contact Us | News & Views

Disclaimer:
The value of investments and the income from them may go down as well as up and they are not guaranteed. You may therefore not get back the amount you originally invested. It should be remembered that past performance is not necessarily a guide to future performance. For our mutual protection, telephone calls may be recorded and made available to you on request and such recordings may be used in the event of a dispute. This

Activities

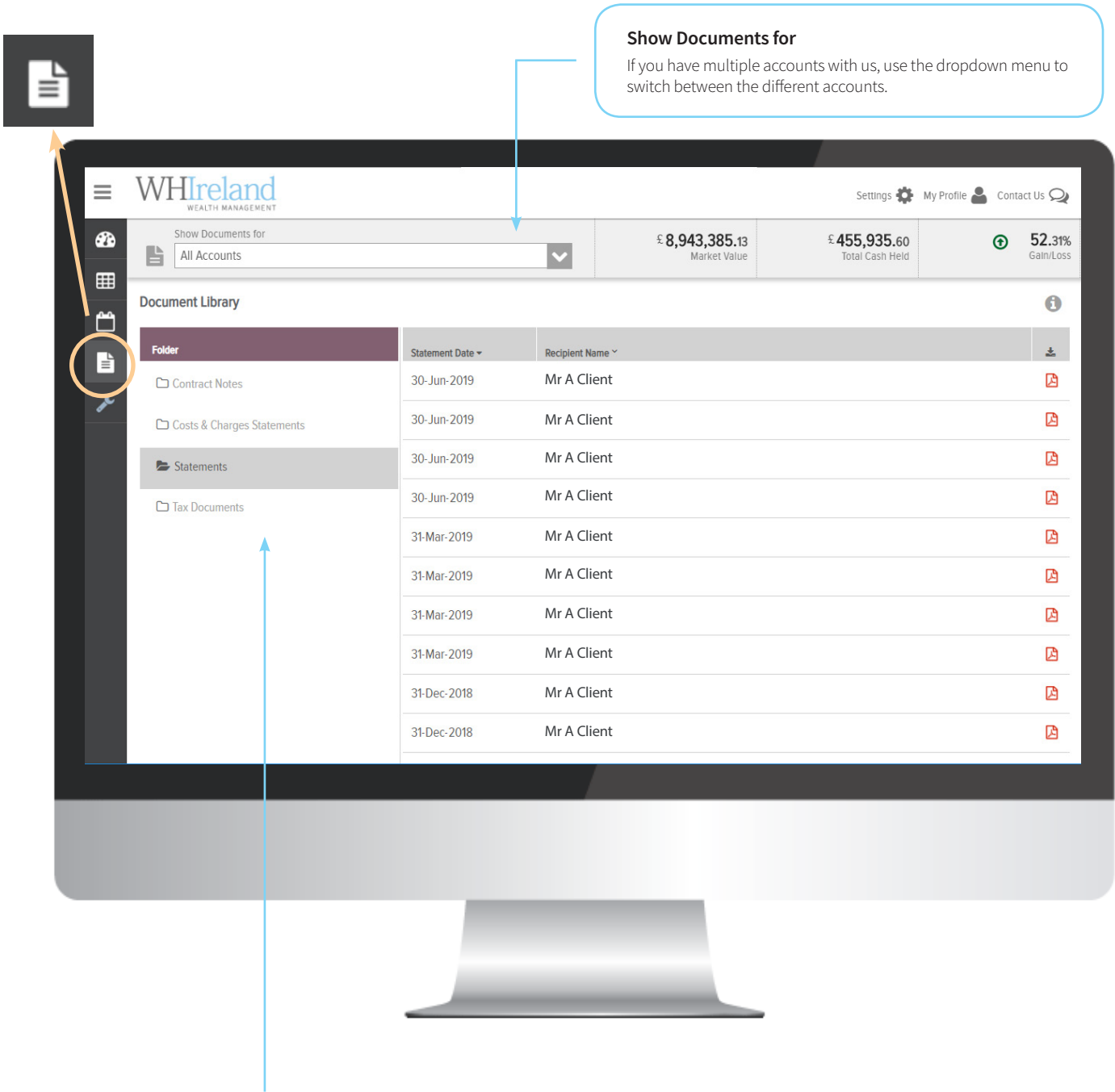
Use the dropdown menu to switch between Completed and Scheduled activities on your account(s).

Note: This is an illustrated portfolio to demonstrate the functionality of the online portal.

DOCUMENTS

The Documents section is your electronic document library providing you with the ability to download and print PDF format documentation relating to your account(s). The document library is organised into sub-folders containing different categories of correspondence or literature. They are:

- **Statements** - containing information about valuations, performance, holdings, transactions and cash activity. When made available the PDF files covering each statement period are filed under this folder.
- **Tax Documents** - which contains your Consolidated Tax Certificate (CTC) which sets out all dividend payments received in the tax year running from 6 April to 5 April of the following year. The CTC is accepted by HM Revenue & Customs (HMRC) as evidence for tax credit and can assist you in completing your self-assessment tax return.
- **Contract Notes** - generated following completion of fund and equity orders.



Documents
Switch between the various categories of document available.

Note: This is an illustrated portfolio to demonstrate the functionality of the online portal.

Troubleshooting guide

If you are having trouble accessing our client portal, please follow the troubleshooting steps below.

DOES YOUR DEVICE SUPPORT THE CLIENT PORTAL? E.G. DESKTOP, LAPTOP, TABLET OR MOBILE

The Client Portal works best on a desktop or laptop.

WHICH INTERNET BROWSER ARE YOU USING AND WHICH VERSION?

The following are supported for access to the Client Portal;

Windows 10	EDGE, Internet Explorer 11
Windows 10	Google Chrome
Windows 10	Mozilla Firefox
Windows 8	Internet Explorer 11
Windows 8	Google Chrome
Windows 8	Mozilla Firefox
Windows 7	Internet Explorer 11
Windows 7	Google Chrome
Windows 7	Mozilla Firefox
Mac OS X	Apple Safari

SEI does not support Microsoft Office 2003 & 2007 file formats.

The Client Portal requires Internet Explorer 11 or Google Chrome on Windows 7, 8 & 10. Apple Safari, Google Chrome, and Mozilla Firefox requirements are based upon the latest version of these browsers.

WHICH VERSION OF ADOBE ACROBAT READER DO YOU HAVE?

Acrobat Reader 6.0 or later or another compatible PDF reader is required. You can download the latest copy of Adobe Reader by visiting <https://get.adobe.com/reader/>.

ARE YOU ATTEMPTING TO ACCESS THE CLIENT PORTAL BEHIND A CORPORATE FIREWALL?

The Corporate settings may need to be altered to allow the Client Portal URL.

IS YOUR CONNECTION TO THE INTERNET WORKING? ARE YOU ABLE TO ACCESS OTHER WEBSITES CURRENTLY?

ARE YOU USING A VDI CONNECTION?

The Client Portal is certified to use via a VDI or a virtual machine.

HAVE YOU CLEARED YOUR CACHE/COOKIES (INTERNET HISTORY/SAVED PAGES)?

The Client Portal uses Cookies as part of the security portals. Details of our cookie policy can be found at our website, www.whirelandplc.com.

HOW DO I ENABLE COOKIES?

The Client Portal uses Cookies as part of the security portals. Details of our cookie policy can be found here.

Internet Explorer:

- 1) Open your browser and select **Tools** (using Alt +X or using the “gear” icon), and Internet Options
- 2) On the option screen, select the **Privacy** tab
- 3) Make sure the slider is **not** set to **Block All Cookies**
- 4) Set the option to **Medium**, then click **Apply**
- 5) Select **OK**

Apple Safari:

- 1) Select the “**Cog**” icon in the upper right-hand portion of the browser
- 2) Select **Preferences** from the dropdown menu
- 3) Select the **Privacy** tab
- 4) For the **Cookies and Website data**
 - a. Select **Allow Always** or **Allow from websites I visit**
- 5) Close the dialog box

Google Chrome:

Note: Cookies are enabled by default in Google Chrome

- 1) Click the Chrome **Menu** icon
- 2) Select **Settings**
- 3) Near the bottom of the page, click **Show Advanced Settings**
- 4) In the **Privacy** section, click **Content Settings**
- 5) Enable or disable cookies:
 - § To enable cookies, select **Allow local data to be set** (recommended)
 - § To disable cookies, select **Block sites from setting any data**
- 6) Click **Done** to save

Mozilla Firefox:

Note: Cookies are enabled by default in Firefox

- 1) Click the Menu button and choose **Options**
- 2) Select the **Privacy** panel
- 3) Set **Firefox will:** to **Use custom settings for history**
- 4) Check **Accept cookies from sites** to enable cookies, and uncheck it to disable them
- 5) Choose how long cookies are allowed to be stored:
 - § Keep until: **they expire**. Each cookie will be removed when it reaches its expiration date, which is set by the site that originally sent the cookie
- 6) Click **Done** to close the Options window
- 7) Note: If you are troubleshooting problems with cookies, make sure **Accept third party cookies** is *not* set to **Never**

HAVE YOU DISABLED POP-UP BLOCKER FOR THE PORTAL?

Our Client Portal uses Pop-Ups to display content. Please ensure that you do not have Pop-ups disabled.

HOW DO I ENABLE POP-UPS?

Internet Explorer:

Note: Pop-ups are blocked by default in Internet Explorer

- 1) Open your browser and select Tools (using Alt +X or using the “gear” icon), and Internet Options then select the **Privacy** tab from the dropdown menu
- 2) If the “**Turn on Pop-Up Blocker**” checkbox is selected, click on the “**settings**” button to the right of the checkbox. This will allow open another popup window.
- 3) In the **Address of Website to Allow:** input box, type ***.seic.com** and click the **Add** button
- 4) Click the **Close** button
- 5) Click the **OK** Button

Google Chrome:

Note: Pop-ups are blocked by default in Google Chrome

- 1) Click the **Wrench icon** button at the right edge of the browser window
- 2) This will open **Options** in a separate tab
- 3) Under **Settings**, scroll down until you see the **Content Settings** button in the **Privacy** area
- 4) Use the **Pop-Ups** area to designate exception websites
 - a. Click **Manage Exceptions**
 - b. In the input box, type ***.seic.com**
 - c. Select “**Allow**” on the **Behaviour** dropdown
 - d. Click **Done**
- 5) Close the **Options** tab by clicking **Done**

Mozilla Firefox:

Note: Pop-ups are allowed by default in Mozilla Firefox

- 1) Click the **Menu** button and choose **Options**
- 2) This will open the **Options** window
- 3) Click the **Content** tab in this window
 - a. Click on the **Exceptions** button
 - b. In the input box, type ***.seic.com**
 - c. Click **Allow**
 - d. Click **Close**
- 4) After making the changes, click the **OK** button to close the window



Still having trouble?

If you are still unable to access the client portal after following the above steps, please contact your investment manager, or email us at support@whirelandwm.com.

Part B - Quarterly valuations

In order to help you understand your portfolio valuations, which you will receive from us on a quarterly basis, we have enclosed this guide which will assist you in identifying key information about your investment portfolio.



ACCOUNT IDENTIFIER KEY

GIA	General Investment Account
ISA	Individual Savings Account
PAS	Portfolio Aggregated Service (relating to assets not held by SEI)
TWP	Tax Wrapped Product (eg. SIPP's, Offshore Bonds etc)

PORTFOLIO SUMMARY

Change in Market Value includes any assets not held by SEI (PAS) added during the period

Account Identifier - allows you to identify which account assets originate from throughout the valuation

The "Total Return YTD" column is performance calculated from January 2017 onwards

Portfolio Summary

Mr A Client
Consolidated Group Name: Mr A & Mrs B Client
Valuation Currency: GBP
As of 30 September 2019

Account Summary

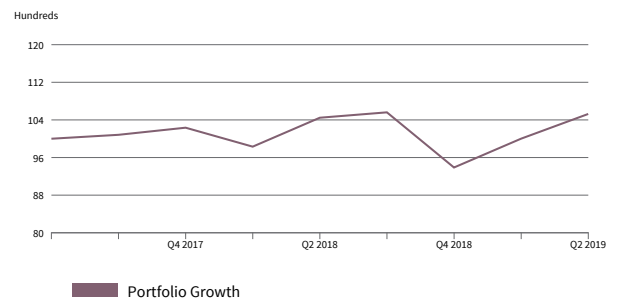
Account Name/Strategy	Account ID	Account Number	Total Value (£) Last Period 30 Jun 2019	Total Value (£) This Period 30 Sep 2019	Estimated Annual Income (£)	Yield %	Account Total Return	Total Return YTD
Mr A Client A/C IHT	GIA02	01111111	2,477,287.33	2,395,791.47	46,414.23	1.94%	-5.45%	14.52%
Mr A & Mrs B Client	GIA01	02222222	3,807,403.26	3,879,125.10	83,699.17	2.16%	3.91%	10.86%
Mr A Client A/C EIS 2018	GIA03	03333333	101,994.13	90,913.97	0.00		0.65%	5.39%
Total			6,386,684.72	6,365,830.54	130,113.40	2.04%	0.09%	12.14%

This statement has been prepared using data from reputable third party sources. Where holdings are denominated in a currency other than Sterling, these will typically have been converted to Sterling for the purposes of this Statement using the spot rate as at the business date prior to the on which the valuation was prepared end of the reporting period. Performance as at date 31 Aug 2019.

Portfolio Movements

	This Period (£)	Last Period (£)
Opening Market Value	6,386,684.72	6,067,909.67
Cash Additions	0.00	0.00
Withdrawals and fees	-11,525.27	-10,705.82
Cash & Security Transfers	0.00	0.00
Income	29,452.88	29,209.28
Change in Market Value	-38,781.79	300,271.59
Closing Market Value	6,365,830.54	6,386,684.72

Portfolio Growth Since Inception - April 2017



Overview of the movements within your portfolio

Cumulative performance of your portfolio(s)

WHIreland®
WEALTH MANAGEMENT

PORTFOLIO SUMMARY CONTINUED

The 10 largest holdings in your portfolio(s), their market value and percentage

Portfolio Summary

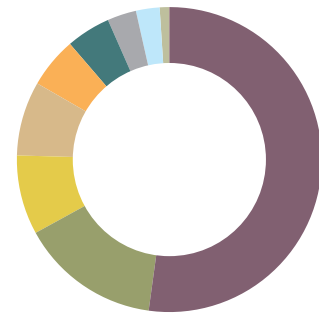
Mr A Client
 Consolidated Group Name: Mr A & Mrs B Client
 Valuation Currency: GBP
 As of 30 September 2019

Top Holdings

Asset Name	% of Value	Value (£)
Pound Sterling	5.38	342,216.18
GB Group PLC	4.56	289,970.00
Invesco Perpetual Global Investment Series - Global Equity Income Fund	4.01	255,282.89
LF Lindsell Train UK Equity Fund	3.91	248,810.03
M&G Investment Management Limited Optimal Income Sterling I	3.62	230,711.49
boohoo Group PLC	3.13	198,975.00
Artemis Global Income Fund	3.02	191,940.04
Threadneedle Investment Funds ICVC - UK Equity Income Fund	2.70	171,560.66
Invesco Global Targeted Returns Fund UK	2.59	164,632.13
J O Hambro Capital Management Umbrella Fund PLC - Continental European Fund	2.55	162,617.07

Asset Allocation as at 30 Sep 2019

Sector	Market Value (£)	Allocation
UK Equity	3,320,830.21	52.17%
Global Equity	945,620.12	14.85%
Fixed Interest	535,050.25	8.41%
Alternatives	502,271.94	7.89%
Cash	342,216.18	5.38%
European Equity	299,423.94	4.70%
North American Equity	195,727.03	3.07%
Japan Equity	160,054.53	2.51%
Emerging Market Equity	63,105.74	0.99%
Other Miscellaneous	1,530.60	0.03%
Total	6,365,830.54	100.00%



Overview of the asset allocation within your portfolio(s), market value and percentage allocation

PERFORMANCE

The benchmarks which your portfolio(s) are measured against

Annualised returns

Performance Summary						Mr A Client Consolidated Group Name: Mr A & Mrs B Client Valuation Currency: GBP As of 30 September 2019
Mr A & Mrs B Client Inception Date: April 2017	Since Inception	1 Month	3 Months	6 Months	1 Year	
Total Portfolio Net of Fees	3.13%	-1.77%	0.09%	7.04%	-0.84%	
0111111 - Mr A Client A/C IHT Account Date of Inception: April 2017	Since Inception	1 Month	3 Months	6 Months	1 Year	
Total Portfolio Net of Fees	3.96%	-2.66%	-5.45%	8.24%	-3.06%	
Benchmark						
MSCI WMA Private Investor Growth Total Return GBP		-1.92%	4.84%	7.85%	3.87%	
MSCI WMA Private Investor Growth Capital Return GBP		-2.34%	4.08%	6.05%	0.95%	
ARC Sterling Equity Risk PCI		-1.80%	5.42%	8.01%	3.36%	
0222222 - Mr A & Mrs B Client Account Date of Inception: April 2017	Since Inception	1 Month	3 Months	6 Months	1 Year	
Total Portfolio Net of Fees	3.11%	-1.27%	3.91%	6.38%	0.61%	
Benchmark						
MSCI WMA Private Investor Balanced Total Return GBP		-1.25%	4.71%	7.71%	4.54%	
MSCI WMA Private Investor Balanced Capital Return GBP		-1.63%	3.99%	6.04%	1.73%	
ARC Sterling Steady Growth PCI		-1.30%	4.87%	7.15%	3.32%	
0333333 - Mr A Client A/C EIS 2018 Account Date of Inception: March 2018	Since Inception	1 Month	3 Months	6 Months	1 Year	
Total Portfolio Net of Fees		1.02%	0.65%	3.66%	-0.70%	
Benchmark						

WHIreland
WEALTH MANAGEMENT

MARKET COMMENTARY

Market Commentary		Mr A Client Consolidated Group Name: Mr A & Mrs B Client Valuation Currency: GBP As of 30 September 2019
Introduction		
Positive returns were seen across all asset classes in the second quarter of 2019 even though the outlook for global growth weakened again. In equity markets, the US and Europe provided some of the strongest returns as the central banks in both regions indicated that interest rates were likely to fall in the short term. As a result, bonds and gold also performed well. In currencies, the pound was weaker against all the major competitors with falls of between 2% and 5% against the dollar, euro and yen. The resumption of trade talks between the US and China helped to boost sentiment further. The US made concessions on new tariffs and eased restrictions on Chinese technology companies. To be clear, a satisfactory resolution of the trade issue has yet to be achieved, although on the positive side the spat does not appear to be worsening.		
UK Equities		
The UK equity market made decent gains. The FTSE 100 rose 2.8% on a total return basis with the more domestic FTSE 250 up 2.3%. Despite falling interest rates, which put banking profit margins under pressure, the financial sector was one of the best performers, gaining around 10% in the period.		
Overseas Equities		
Gains for UK investors were augmented by weakness in sterling. In sterling terms, the broad US S&P 500 Index made a total return of 6.3% ahead of the technology focused NASDAQ which rose by 5.9%. The MSCI Europe Index made the best gains, up 8.2%, helped by comments from the European Central Bank. Returns in emerging markets were lower, reflecting some concerns of a slowdown. The MSCI Emerging Markets Index returned 2.8%. In Japan, the Nikkei 225 gained 5.5%.		
Fixed Interest		
Bonds benefitted across the board from declining interest rate expectations. Gilts made a total return of 1.8% with Index Linked Gilts up 2.0%. As risk appetite returned, corporate bonds performed even better, gaining 2.4% over the quarter with High Yield bonds up 2.2%.		
Alternatives		
Gold was the greatest beneficiary from the less aggressive stance of the central banks. Lower interest rates highlighted the attraction of gold as a non yielding alternative to cash and a store of value. The precious metal added an impressive 12.7% in sterling terms with certain investors speculating that it is set to break out into a new trading range. The absolute return sector made a total return of 1.1%, adding to gains from the first quarter.		
Outlook		
We have reached an interesting juncture with an apparent contradiction in capital markets. Whilst further falls in bond yields suggest recession on the horizon, this is not shared by the strength in equity markets. The fact that interest rates now appear to have peaked is perhaps an admission that we are close to the end of the economic cycle. It is therefore surprising that equity markets have been so buoyant. Despite the best endeavours of central banks, equity markets are unlikely to be supported forever should the economic cycle turn down. Diversification across asset classes and regions with a sensible amount of liquidity set aside for future opportunities remains a sensible approach at the current time.		
<i>This market commentary is for your information only and does not, and should not be construed to be investment, tax or any other advice. Should the commentary include potential future performance of any market or particular security or sector, such future performance is not guaranteed and is not a reliable indicator of future performance. Any research in this market commentary has been procured and may have been acted upon by WHIreland for its own purposes. WHIreland acts in good faith in preparing this commentary. However, WHIreland does not represent or warrant (either expressly or implicitly) as to the accuracy of the commentary and it should not be relied upon as such.</i>		

The market commentary schedule provides insight into the investment period

WHIreland
WEALTH MANAGEMENT

PORTFOLIO HOLDINGS

Description

Account Identifier - allows you to identify which account assets originate from throughout the valuation.

Book Cost

Local Currency Value

Portfolio Currency Value

Estimated Income (%)

Estimated Yield (%)

Consolidated Group Name: Mr A & Mrs B Client
 Valuation Currency: GBP
 As of 30 September 2019

Description	Instrument ID	Account ID	Quantity/Notional	Investment Cost (£)	Price	Market Value (£)	Dividend Due (£)	Est. Gross Income (£)	Est. Yield %	% of Value
UK Equity										
MI Chelverton UK Equity Growth Fund	BP855B7	GIA01	22,222.221	50,017.50	£2.334344	51,874.31	0.00	510.67	0.98	0.81
Basic Materials										
Directa Plus Plc	BSM9884	GIA03	10,000	5,115.00	£0.73	7,300.00	0.00	0.00	0.00	0.11
Total Basic Materials				5,115.00		7,300.00	0.00	0.00	0.00	0.11
Consumer Goods										
Brand Architekts Group PLC	0866730	GIA02	5,000	10,793.50	£1.775	8,875.00	0.00	317.50	3.58	0.14
Character Group PLC/The	0897611	GIA02	5,500	20,808.50	£3.41	18,755.00	0.00	1,375.00	7.33	0.29
Focusrite PLC	BSBMW71	GIA02	15,000	49,430.50	£5.60	84,000.00	0.00	525.00	0.63	1.32
Gear4Music Holdings PLC	BW9PJQ8	GIA02	10,000	29,537.00	£2.00	20,000.00	0.00	0.00	0.00	0.31
IG Design Group Plc	0452690	GIA02	18,500	26,803.25	£6.16	113,960.00	0.00	1,572.50	1.38	1.79
Nichols PLC	0638939	GIA02	7,650	18,863.46	£15.35	117,427.50	0.00	2,998.80	2.55	1.84
Portmeirion Group PLC	0695729	GIA02	3,000	27,666.00	£9.00	27,000.00	240.00	1,125.00	4.13	0.43
Reckitt Benckiser Group PLC	B24CGK7	GIA01	500	29,796.65	£63.44	31,720.00	0.00	866.00	2.73	0.50
Watkin Jones PLC	BD6RF22	GIA02	25,000	32,657.43	£2.25	56,250.00	0.00	1,970.00	3.50	0.88
Wynnstay Group PLC	3421233	GIA02	7,750	38,884.38	£2.775	21,506.25	356.50	1,050.13	4.80	0.34
Total Consumer Goods				285,240.67		499,493.75	596.50	11,799.93	2.36	7.86
Consumer Services										
boohoo Group PLC	BG6L729	GIA02	75,000	22,195.42	£2.653	198,975.00	0.00	0.00	0.00	3.13

WHIreland
WEALTH MANAGEMENT



- The presence of 'NL' alongside the holding description indicates that the holding is not liquid
- The presence of 'NM' alongside the holding description indicates that the holding is not MiFID protected
- The presence of 'NC' alongside the holding description indicates that the holding is not in SEI custody

STOCK TRANSFERS & CORPORATE EVENTS

Trade/Ex Date	Settlement Date	Transaction Description	Par Value or Quantity	Price in Local Currency	Base Currency Amount (£) Exchange Rate
Corporate Events					
01 Aug 2019	13 Aug 2019	Merger, SafeCharge International Group Ltd, Eligible Quantity: 8,000, Rate/Terms: 5.55			36,772.56 1.207422
01 Aug 2019	13 Aug 2019	Merger, SafeCharge International Group Ltd, Eligible Quantity: 8,000, Rate/Terms: 1.0 for 1.0	-8,000		0.00
Total Corporate Events					36,772.56
Total Asset Value					36,772.56

Mr A Client
Account Number: 0123456
Valuation Currency: GBP
As of 30 September 2019

Page 18 of 34

WHIreland®
WEALTH MANAGEMENT

←

A summary of non-cash events within your portfolio

STATEMENT OF ACCOUNT

Value Date	Transaction Description	Debit (£)	Credit (£)	Balance (£)
Opening Balance				41,895.82
15 Jul 2019	Periodic Fee, 01-Apr-2019 - 30-Jun-2019, Account Number: 0101756, Average Daily Market Value: GBP 2,487,280.72, Management Charge GBP -4,663.65, UK VAT 20% GBP -932.73 191332075	5,596.38		36,299.44
17 Jul 2019	Buy - Cash Settlement, Brand Architects Group PLC, 5,000.0000 Shares 191430304	10,793.50		25,505.94
13 Aug 2019	Merger, SafeCharge International Group Ltd, 8,000.00 Shares, FX Rate 1.207422 GBP/USD 193419806		36,772.56	62,278.50
Closing Balance				

Account: 0111111
Portfolio: Mr A Client A/C IHT - Capital 0111111C (Capital)
Currency: Pound Sterling

Consolidated Group Name: Mr A Client
Mr A Client
Valuation Currency: GBP
As of 30 September 2019

Value Date	Transaction Description	Debit (£)	Credit (£)	Balance (£)
Opening Balance				5,589.59
05 Jul 2019	Cash Dividend, Animalcare Group PLC, 23,250.00 Shares 190531944		558.00	6,147.59
11 Jul 2019	Cash Dividend, Young & Co'S Brewery 'A'Ord, 4,675.00 Shares 191165185		505.37	6,652.96
12 Jul 2019	Cash Dividend, Renew Holdings PLC, 21,000.00 Shares 191202823		804.30	7,457.26
12 Jul 2019	Cash Dividend, Flowtech Fluidpower plc, 10,000.00 Shares 191202836		404.00	7,861.26
12 Jul 2019	Cash Dividend, Restore PLC, 4,550.00 Shares 191202831		182.00	8,043.26
19 Jul 2019	Cash Dividend, Zytronic PLC, 8,400.00 Shares 191728185		638.40	8,681.66
19 Jul 2019	Cash Dividend, Rws Holdings Plc Ord, 25,000.00 Shares 191730709		437.50	9,119.16
26 Jul 2019	Cash Dividend, Character Group PLC/The, 5,500.00 Shares 192074555		715.00	9,834.16
31 Jul 2019	Currency Interest Posting - Interest Income, Credit Interest GBP 8.81 192523580		8.81	9,842.97
23 Aug 2019	Cash Dividend, GB Group PLC, 53,500.00 Shares 193754896		1,599.65	11,442.62
23 Aug 2019	Cash Dividend, James Latham PLC, 5,000.00 Shares 193753384		645.00	12,087.62

Account: 0111111
Portfolio: Mr A Client A/C IHT - Income 0111111C (Income)
Currency: Pound Sterling

Consolidated Group Name: Mr A Client
Mr A Client
Mrs B Client
Valuation Currency: GBP
As of 30 September 2019

Cash movements across each account separated into **Capital and Income**



Transactions that have not settled at the date of the valuation will be included in the Portfolio Holdings. This differs to the statement of account which will only show settled positions.

CONTRACT NOTE SUMMARY

Trade Date/ Trade Time/ Settlement Date	Transaction Description	Par Value or Quantity	Price/ Consideration/ Accrued Interest	Commissions and Charges	Amount (local)/ Amount (settled)/ Exchange Rate
08 Jul 2019 08:33 AM 10 Jul 2019	Buy - Market Order RSA Insurance Group PLC 7.375% SEDOL 0863139 Traded through Canaccord Genuity Limited on London Stock Exchange(XLON) Dealt as Agent (AOTC) - Discretionary Transaction reference 190588638	10,000	1.2655 £ 12,655.00	Fixed Transaction Charge: £ 17.50 Stamp Duty - UK: £ 63.27	£ -12,735.77
30 Jul 2019 08:40 AM 01 Aug 2019	Sell - Market Order AstraZeneca PLC SEDOL 0989529 Traded through Shore Capital Stockbrokers Limited on London Stock Exchange(XLON) Dealt as Agent (AOTC) - Discretionary Transaction reference 192215414 Bargain Period CD- CUM Distributive Period	-300	72.070288 £ 21,621.09	PTM Levy: £ 1.00 Fixed Transaction Charge: £ 17.50	£ 21,602.59
08 Aug 2019 02:30 PM 12 Aug 2019	Buy - Market Order Alphabet Inc SEDOL BVV8G0 Traded through Peel Hunt LLP on NASDAQ(XNAS) Dealt as Agent (AOTC) - Discretionary Transaction reference 193121316	50	1,186.43 \$ 59,321.50	Fixed Transaction Charge: \$ 21.27 Broker Commission: \$ 59.32	\$ -59,402.09 £ -48,939.95 1.213775
08 Aug 2019 08:30 AM 12 Aug 2019	Buy - Market Order LVMH Moët Hennessy Louis Vuitton SE SEDOL 4061412 Traded through Peel Hunt LLP on NYSE Euronext - Euronext Paris(XPAR) Dealt as Agent (AOTC) - Discretionary Transaction reference 193083179	150	360.55 € 54,082.50	Fixed Transaction Charge: € 18.96 Broker Commission: € 54.08 French Financial Transaction Tax: € 162.25	€ -54,317.79 £ -50,122.99 0.922773



This will only appear where you have elected **not** to receive contract notes

DISCLOSURES

Disclosures
<p>The valuation of the holdings in your account are provided by us in good faith and using reasonable endeavours to ascertain the fair market values (including accrued income, if any) for the assets using reputable third party sources which are believed by us to be reliable.</p> <p>Valuations will be prepared, generally, on the basis of the middle market price at the close of business on the valuation report date, as supplied by external information providers. For certain securities, the price used may be on a different basis such as the last traded or bid price as is the case with certain collective investments.</p> <p>You should be aware that the prices used to value the assets in your account in order to prepare this valuation will not generally be prices at which a particular investment may be realised. Therefore, should you wish to realise all or part of your portfolio, the realisation value may differ from the value shown in this document.</p> <p>Any favourable tax treatment of a product (including, but not limited to, Individual Savings Accounts) and the levels and reliefs from taxation are subject to government legislation and as such may change.</p> <p>The information contained in this document is of a general nature and does not constitute an offer to provide services. The opinions and conclusions given herein are those of WH Ireland Limited and are subject to change without notice. No responsibility is taken for any losses, including, without limitation, any consequential loss, which may be incurred by acting upon advice or recommendations contained in this document. For our mutual protection, telephone calls may be recorded and such recordings may be used in the event of a dispute.</p> <p>WH Ireland comprises WH Ireland Limited and WH Ireland (IOM) Limited which are wholly owned subsidiaries of WH Ireland Group PLC. WH Ireland Limited is authorised and regulated in the UK by the Financial Conduct Authority, is registered in England and Wales with company number 02002044 and is a member of the London Stock Exchange. In the Isle of Man, WH Ireland and WH Ireland Wealth Management are registered trading names of WH Ireland (IOM) Limited which is licensed by the Isle of Man Financial Services Authority.</p> <p>Exchange Rates Any securities priced in a currency other than the base currency of the valuation have been converted using the following exchange rates: EUR.8847 USD 1.2323</p> <p>Total of commission, Discretion Levy, Fees, PTM Levy and Stamp Duty paid during the reporting period: GBP 10,267.68.</p> <p>The General Data Protection Regulation (GDPR) - Our service to you To meet the requirements under GDPR we have revised our client Privacy Notice to inform clients of how their personal rights will be applied to data held by WH Ireland Group PLC. To review this policy, please visit our website at www.whirelandplc.com/gdpr</p>



A summary of **all** WH Ireland charges incurred during the period

Any securities priced in a currency other than the base currency of the valuation have been converted using the stated exchange rates

At your service

United Kingdom

T: +44 (0)20 7220 1666

E: enquiries@whirelandwm.com

W: www.whirelandwm.com



If you would like this document in an alternative format such as large print, please contact us on **0800 877 8866**. We are happy to consider any request for an accessible format.

WHIreland comprises WH Ireland Limited and WH Ireland (IOM) Limited which are wholly owned subsidiaries of WH Ireland Group plc. WH Ireland Limited is authorised and regulated in the UK by the Financial Conduct Authority, is registered in England & Wales with company number 02002044 and is a member of the London Stock Exchange. In the Isle of Man, WHIreland International and WHIreland International Wealth are registered business names used by WH Ireland (IOM) Limited which is licensed by the Isle of Man Financial Services Authority. WHIreland and the WHIreland logo are registered trademarks.

WM1274OCT19LM